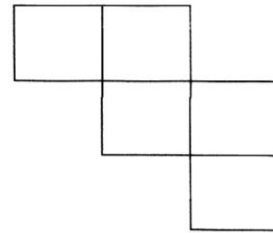
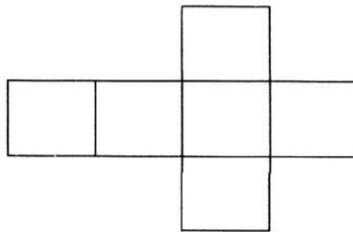
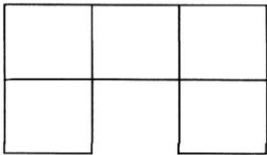


Topic : Boxes and Sketches
Worksheet -1

Date _____
Month _____

Cometency : Understanding Basic Concepts

Which of these nets will make a cube, tick them




II Match each net provided in coloumn A to its corresponding object in coloumn B

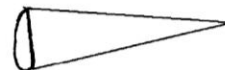
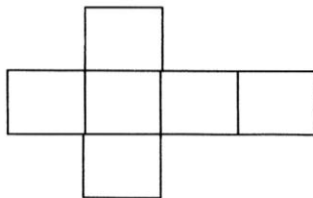
A

B

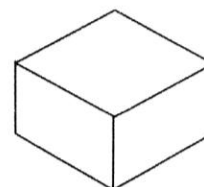

1.



2.



3.



Teacher's Signature

Parent Signature

Page 34
Boxes and Sketches

Worksheet – 2




Date _____
Month _____

Competency Understanding Basic Concepts

I Fill in the blanks

Sl. No.	Shape	No. of faces	No. of edges	No. of corners
1	Cube			
2	Cuboid			
3	Cylinder			
4	Cone			
5	Triangular Based pyramid			
6	Square based pyramid			

- II** Given on the side is a 6 by 6 grid divided into two identical parts. Find two more ways of dividing the grid into two identical parts by drawing along the lines of the grid



Teacher's Signature

Parent Signature

Topic : Boxes and Sketches

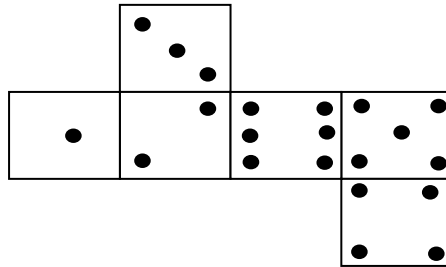
Worksheet 3

Date _____
Month _____


Competency: Formation of Numbers

Puzzle

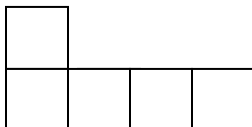
1. This Cut out is folded to make a Cube



Make a deep drawing of this cube



- 2 Draw five different designs five squares
ex.



Teacher's Sign _____

Parent's Sign _____

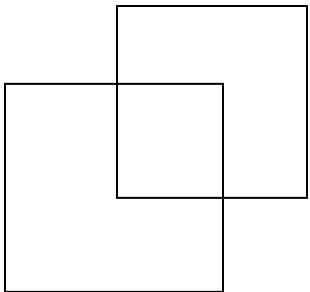
Page 36
Topic : Boxes and Sketches
Worksheet - 4

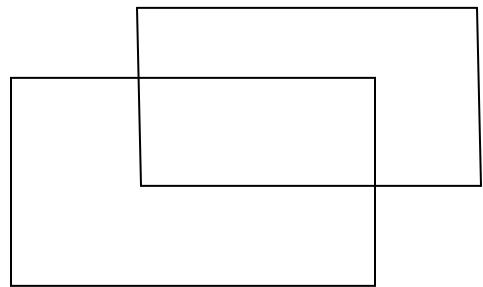
Date _____
Month _____

Competency: Problem Solving Ability

- I Draw a floor map of your house, Make doors and windows on the deep drawing of this house

- II Join the corners of these figures and write the name of the solid





Teacher's Sign _____

Parent's Sign _____